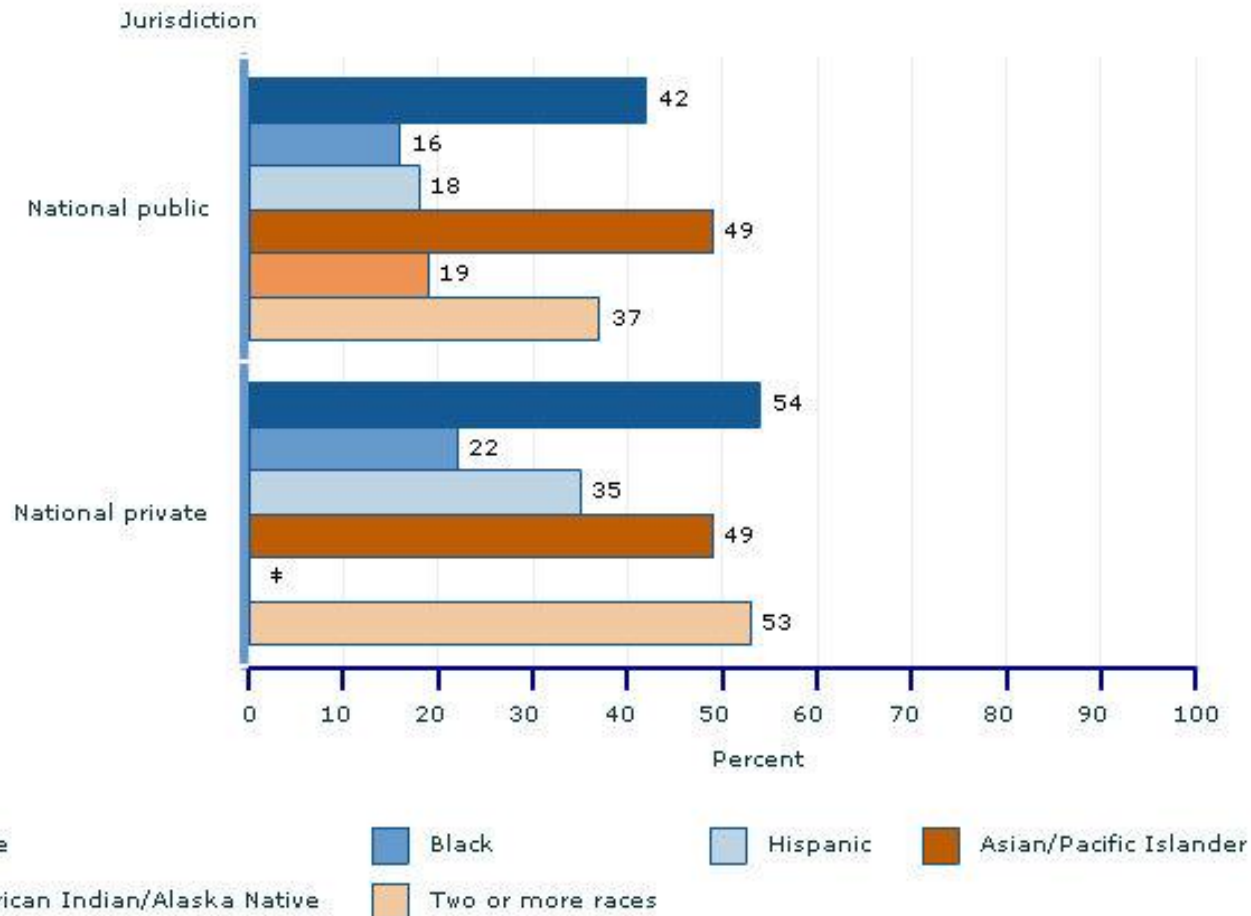


Reading, Grade 4

Percentages at or above each achievement level for reading, grade 4 by race/ethnicity used to report trends, school-reported [SDRACE] for jurisdiction and year: 2011
2011, at or above Proficient



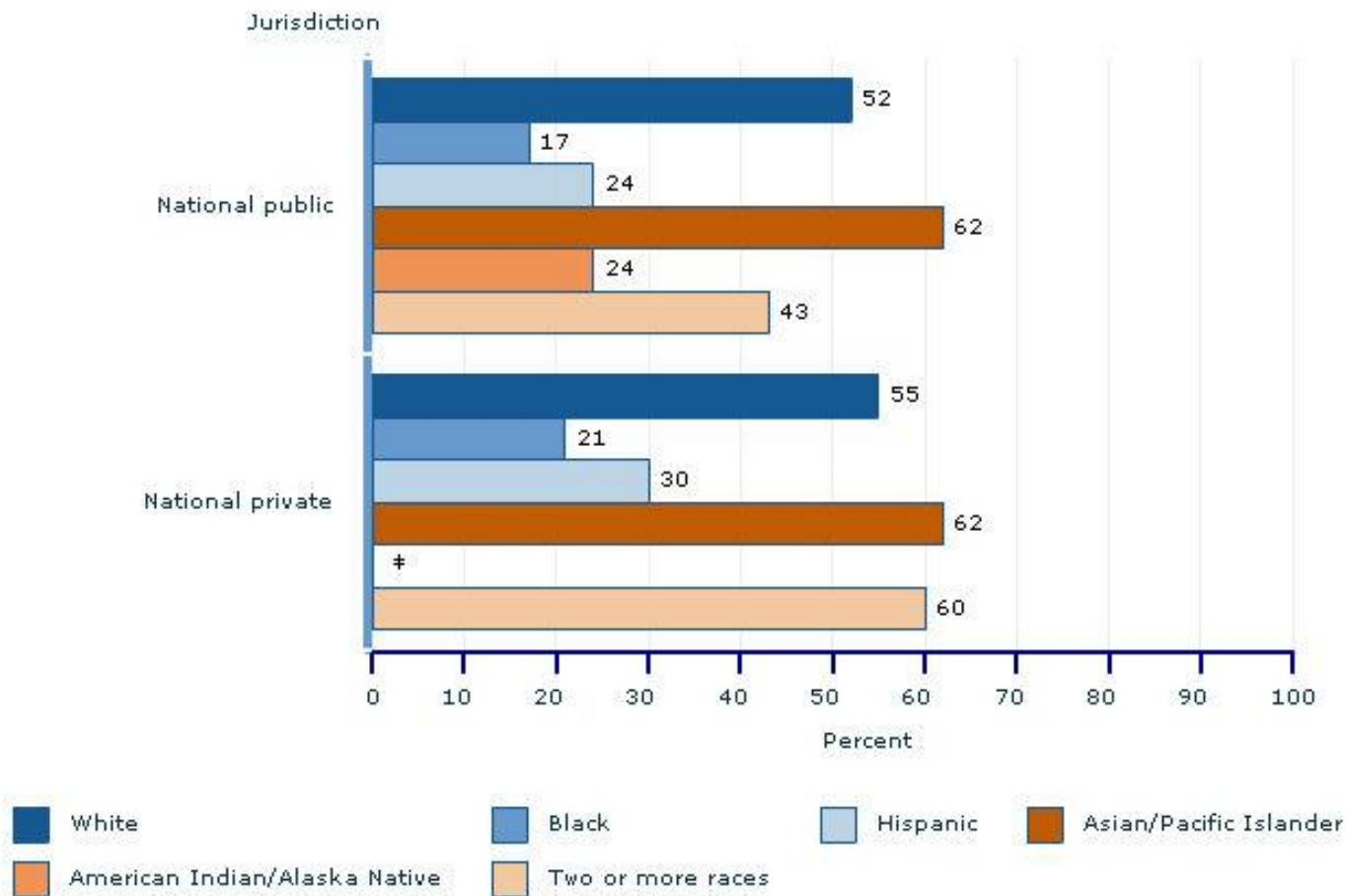
‡ Reporting standards not met.

NOTE: Black includes African American, Hispanic includes Latino, and Pacific Islander includes Native Hawaiian. Race categories exclude Hispanic origin. Prior to 2011, students in the "two or more races" category were categorized as "unclassified." Some apparent differences between estimates may not be statistically significant.

SOURCE: U.S. Department of Education, Institute of Education Sciences, National Center for Education Statistics, National Assessment of Educational Progress (NAEP), 2011 Reading Assessment.

Mathematics, Grade 4

Percentages at or above each achievement level for mathematics, grade 4 by race/ethnicity used to report trends, school-reported [SDRACE] for jurisdiction and year: 2011
2011, at or above Proficient



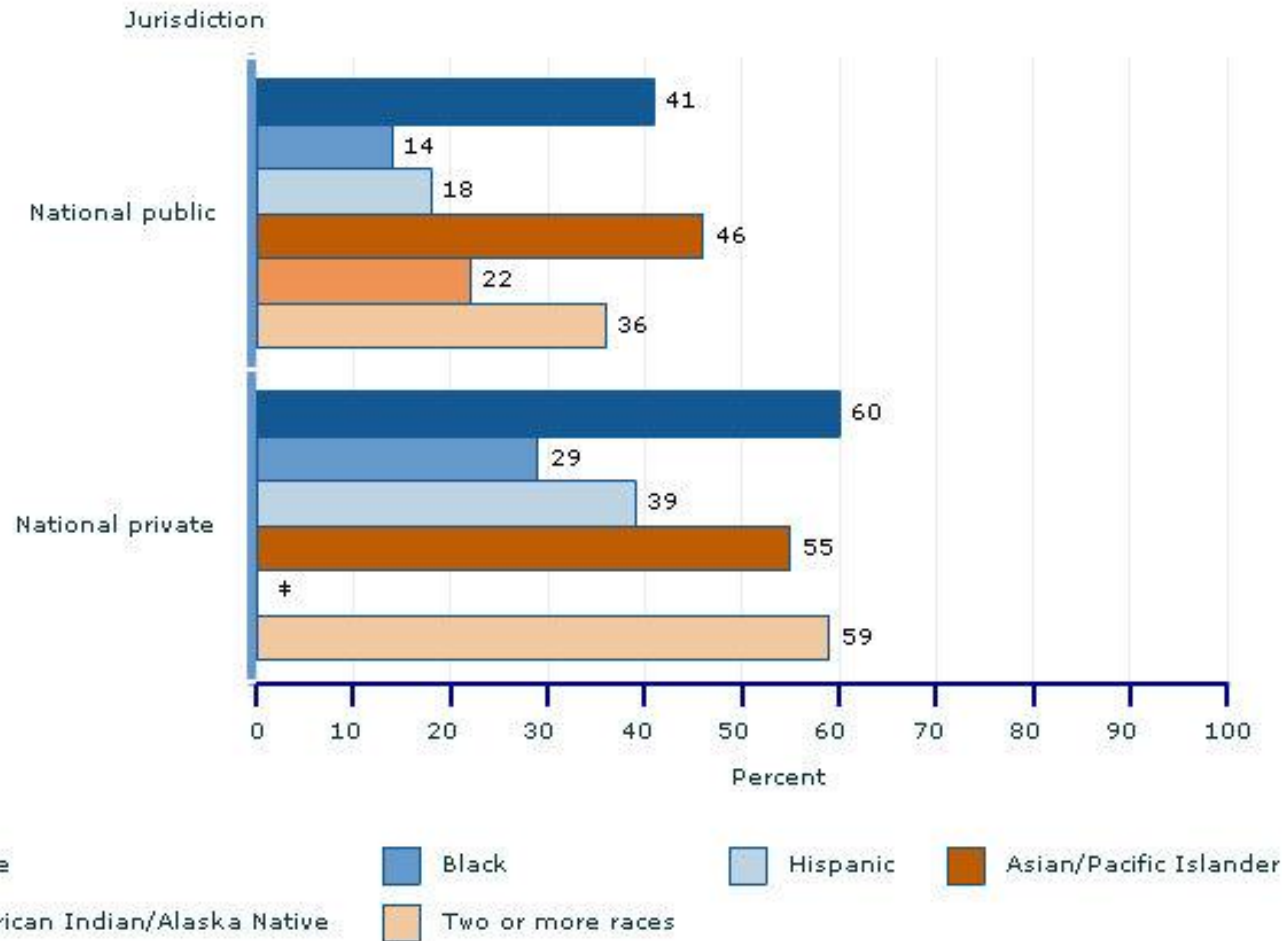
† Reporting standards not met.

NOTE: Black includes African American, Hispanic includes Latino, and Pacific Islander includes Native Hawaiian. Race categories exclude Hispanic origin. Prior to 2011, students in the "two or more races" category were categorized as "unclassified." Some apparent differences between estimates may not be statistically significant.

SOURCE: U.S. Department of Education, Institute of Education Sciences, National Center for Education Statistics, National Assessment of Educational Progress (NAEP), 2011 Mathematics Assessment.

Reading, Grade 8

Percentages at or above each achievement level for reading, grade 8 by race/ethnicity used to report trends, school-reported [SDRACE] for jurisdiction and year: 2011, at or above Proficient



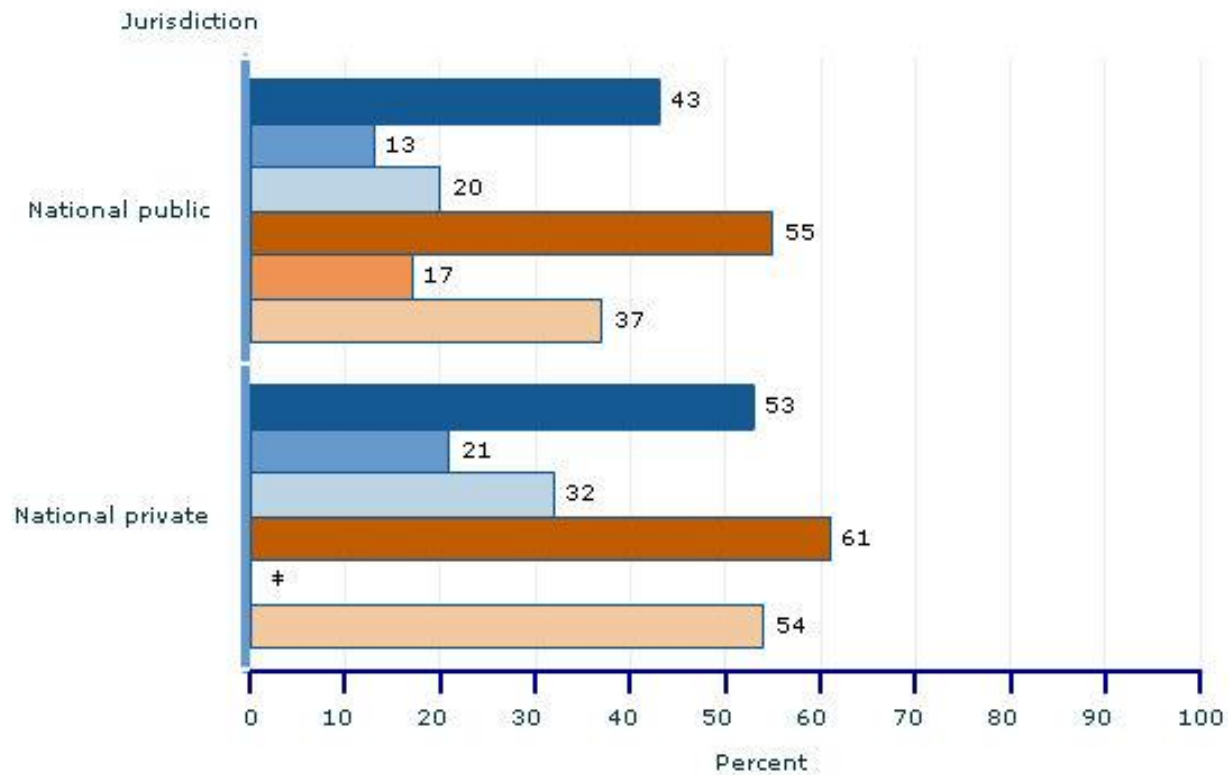
† Reporting standards not met.

NOTE: Black includes African American, Hispanic includes Latino, and Pacific Islander includes Native Hawaiian. Race categories exclude Hispanic origin. Prior to 2011, students in the "two or more races" category were categorized as "unclassified." Some apparent differences between estimates may not be statistically significant.

SOURCE: U.S. Department of Education, Institute of Education Sciences, National Center for Education Statistics, National Assessment of Educational Progress (NAEP), 2011 Reading Assessment.

Mathematics, Grade 8

Percentages at or above each achievement level for mathematics, grade 8 by race/ethnicity used to report trends, school-reported [SDRACE] for jurisdiction and year: 2011, at or above Proficient



‡ Reporting standards not met.

NOTE: Black includes African American, Hispanic includes Latino, and Pacific Islander includes Native Hawaiian. Race categories exclude Hispanic origin. Prior to 2011, students in the "two or more races" category were categorized as "unclassified." Some apparent differences between estimates may not be statistically significant.

SOURCE: U.S. Department of Education, Institute of Education Sciences, National Center for Education Statistics, National Assessment of Educational Progress (NAEP), 2011 Mathematics Assessment.